


**JASCH INDUSTRIES LIMITED**  
 Regd. Off. : 43/5, Bahalgarh Road, Sonipat - 131 021  
 CIN : L24302HR1985PLC022758  
 Website : [www.jaschindustries.com](http://www.jaschindustries.com), Email : [accounts@jasch.biz](mailto:accounts@jasch.biz)

**STATEMENT OF STANDALONE & CONSOLIDATED REVIEWED FINANCIAL RESULTS  
 FOR THE QUARTER & NINE MONTH ENDED ON 31<sup>ST</sup> DECEMBER 2019**


Part - 1

(₹ in Lakh)

| Sno | Particulars  | STANDALONE      |                 |                 |                  |                  |                  | CONSOLIDATED    |                 |                  |                  |
|-----|--|-----------------|-----------------|-----------------|------------------|------------------|------------------|-----------------|-----------------|------------------|------------------|
|     |  | Quarter Ended   |                 |                 | Nine Month Ended |                  | Year Ended       | Quarter Ended   |                 | Nine Month Ended | Year Ended       |
|     |  | 31.12.19        | 30.09.19        | 31.12.18        | 31.12.19         | 31.12.18         | 31.03.19         | 31.12.19        | 30.09.19        | 31.12.19         | 31.03.19         |
|     |  | Unaudited       | Unaudited       | Unaudited       | Unaudited        | Unaudited        | Audited          | Unaudited       | Unaudited       | Unaudited        | Audited          |
|     | <b>Income</b>  |                 |                 |                 |                  |                  |                  |                 |                 |                  |                  |
| 1   | Revenue from operation   | 3,244.68        | 3,089.85        | 3,896.36        | 9,777.78         | 11,850.49        | 15,307.37        | 3,244.68        | 3,089.85        | 10,096.90        | 17,778.88        |
| 2   | Other income   | 17.44           | 27.38           | 31.28           | 81.58            | 78.38            | 145.86           | 17.44           | 27.38           | 83.33            | 161.36           |
| 3   | <b>Total income</b>  | <b>3,262.12</b> | <b>3,117.23</b> | <b>3,927.64</b> | <b>9,859.36</b>  | <b>11,928.87</b> | <b>15,453.23</b> | <b>3,262.12</b> | <b>3,117.23</b> | <b>10,180.23</b> | <b>17,940.24</b> |
| 4   | <b>Expenses</b>  |                 |                 |                 |                  |                  |                  |                 |                 |                  |                  |
|     | (a) Cost of materials consumed   | 2,133.77        | 2,060.60        | 2,612.32        | 6,413.86         | 8,127.61         | 10,392.15        | 2,133.77        | 2,060.60        | 6,754.29         | 12,479.72        |
|     | (b) Purchase of Stock-in-trade   | -               | -               | -               | -                | -                | -                | -               | -               | -                | -                |
|     | (c) Change in inventories of finished goods, work-in-progress and stock-in-trade | (0.96)          | (48.88)         | 60.12           | 107.58           | 129.52           | 153.63           | (0.96)          | (48.88)         | 106.27           | 151.54           |
|     | (d) Gst / Excise Duty  | ---             | ---             | ---             | ---              | ---              | ---              | ---             | ---             | ---              | ---              |
|     | (e) Employee benefits expenses   | 311.22          | 292.85          | 303.92          | 903.83           | 897.92           | 1,272.79         | 311.22          | 292.85          | 903.83           | 1,272.80         |
|     | (f) Finance Costs  | 62.98           | 60.78           | 60.77           | 187.46           | 181.09           | 244.33           | 62.98           | 60.78           | 191.54           | 259.13           |
|     | (g) Depreciation & amortization expenses   | 73.21           | 73.26           | 78.81           | 222.65           | 231.97           | 297.23           | 73.21           | 73.26           | 249.08           | 399.98           |
|     | (h) Other Expenditure  |                 |                 |                 |                  |                  |                  |                 |                 |                  |                  |
|     | (i) Power and Fuel   | 162.54          | 170.42          | 173.68          | 510.43           | 562.78           | 743.57           | 162.54          | 170.42          | 510.43           | 743.57           |
|     | (ii) Store & Spares/Consumables  | 12.39           | 9.59            | 9.49            | 29.30            | 23.63            | 33.48            | 12.39           | 9.59            | 29.30            | 33.48            |
|     | (iii) Other expenditure  | 272.03          | 572.86          | 300.56          | 1,077.18         | 1,008.32         | 1,269.42         | 272.03          | 572.86          | 1,126.61         | 1,540.54         |
|     | <b>Total Expenses</b>  | <b>3,027.18</b> | <b>3,191.48</b> | <b>3,599.67</b> | <b>9,452.29</b>  | <b>11,162.84</b> | <b>14,406.60</b> | <b>3,027.18</b> | <b>3,191.48</b> | <b>9,871.35</b>  | <b>16,880.76</b> |
| 5   | <b>Profit / (Loss) before exceptional item &amp; tax (3-4)</b>                   | <b>234.94</b>   | <b>(74.25)</b>  | <b>327.97</b>   | <b>407.07</b>    | <b>766.03</b>    | <b>1,046.63</b>  | <b>234.94</b>   | <b>(74.25)</b>  | <b>308.88</b>    | <b>1,059.48</b>  |
| 6   | Exceptional Item( Net )  | -               | -               | -               | -                | -                | (48.98)          | -               | -               | -                | (48.97)          |
| 7   | <b>Profit / (Loss) before tax (5-6)</b>  | <b>234.94</b>   | <b>(74.25)</b>  | <b>327.97</b>   | <b>407.07</b>    | <b>766.03</b>    | <b>997.65</b>    | <b>234.94</b>   | <b>(74.25)</b>  | <b>308.88</b>    | <b>1,010.51</b>  |
| 8   | Less :Tax expenses   |                 |                 |                 |                  |                  |                  |                 |                 |                  |                  |
|     | Current Tax  | 54.67           | (13.26)         | 91.24           | 103.00           | 213.67           | 239.32           | 54.67           | (13.26)         | 103.00           | 239.40           |
|     | Deferred Tax   | -               | -               | -               | -                | -                | (26.84)          | -               | -               | -                | (26.84)          |
| 9   | <b>Profit / (Loss) for the period from continuing operations (7-8)</b>           | <b>180.27</b>   | <b>(60.99)</b>  | <b>236.73</b>   | <b>304.07</b>    | <b>552.36</b>    | <b>785.17</b>    | <b>180.27</b>   | <b>(60.99)</b>  | <b>205.88</b>    | <b>797.95</b>    |
| 10  | <b>Profit / (Loss) from discontinued operation before tax</b>                    | -               | -               | -               | -                | -                | -                | -               | -               | -                | -                |
| 11  | Tax Expense on discontinued operation  | -               | -               | -               | -                | -                | -                | -               | -               | -                | -                |

*Juray*  


|    |   |               |                |               |               |               |               |               |                |               |               |
|----|---|---------------|----------------|---------------|---------------|---------------|---------------|---------------|----------------|---------------|---------------|
| 12 | Profit / (Loss) from discontinued operation after tax (10-11)                     | -             | -              | -             | -             | -             | -             | -             | -              | -             | -             |
| 13 | Profit / (Loss) for the period (9 +12)  | 180.27        | (60.99)        | 236.73        | 304.07        | 552.36        | 785.17        | 180.27        | (60.99)        | 205.88        | 797.95        |
| 14 | Other comprehensive income  | -             | -              | -             | -             | -             | -             | -             | -              | -             | -             |
|    | (i) Items that will not be reclassified to profit or loss                         | -             | -              | -             | -             | -             | -             | -             | -              | -             | -             |
|    | (ii) Income tax relating to items that will not be reclassified to profit or loss | -             | -              | -             | -             | -             | -             | -             | -              | -             | -             |
|    | (iii) Items that will be reclassified to profit or loss                           | -             | -              | -             | -             | -             | -             | -             | -              | -             | -             |
|    | (iv) Income tax relating to items that will be reclassified to profit or loss     | -             | -              | -             | -             | -             | -             | -             | -              | -             | -             |
|    | <b>Other Comprehensive Income</b>   |               |                |               |               |               |               |               |                |               |               |
|    | <b>Total Comprehensive income / (loss) for the period (13+14)</b>                 | <b>180.27</b> | <b>(60.99)</b> | <b>236.73</b> | <b>304.07</b> | <b>552.36</b> | <b>785.17</b> | <b>180.27</b> | <b>(60.99)</b> | <b>205.88</b> | <b>797.95</b> |
| 15 | <b>Net Profit / (Loss) attributable to</b>  | <b>180.27</b> | <b>(60.99)</b> | <b>236.73</b> | <b>304.07</b> | <b>552.36</b> | <b>785.17</b> | <b>180.27</b> | <b>(60.99)</b> | <b>205.88</b> | <b>797.95</b> |
|    | (a) Owners of the Company   | 180.27        | (60.99)        | 236.73        | 304.07        | 552.36        | 785.17        | 180.27        | (60.99)        | 205.88        | 797.95        |
|    | (b) Non-controlling interest  | -             | -              | -             | -             | -             | -             | -             | -              | -             | -             |
| 16 | Other Comprehensive income  | -             | -              | -             | -             | -             | -             | -             | -              | -             | -             |
|    | (a) Owners of the Company   | -             | -              | -             | -             | -             | -             | -             | -              | -             | -             |
|    | (b) Non-controlling interest  | -             | -              | -             | -             | -             | -             | -             | -              | -             | -             |
| 17 | Total comprehensive income / Loss attributable to                                 | 180.27        | (60.99)        | 236.73        | 304.07        | 552.36        | 785.17        | 180.27        | (60.99)        | 205.88        | 797.95        |
|    | (a) Owners of the Company   | 180.27        | (60.99)        | 236.73        | 304.07        | 552.36        | 785.17        | 180.27        | (60.99)        | 205.88        | 797.95        |
|    | (b) Non-controlling interest  | -             | -              | -             | -             | -             | -             | -             | -              | -             | -             |
| 18 | Paid-up equity share capital (Face value of 10/- each)                            | 1,133.00      | 1,133.00       | 1,133.00      | 1,133.00      | 1,133.00      | 1,133.00      | 1,133.00      | 1,133.00       | 1,133.00      | 1,133.00      |
| 19 | Reserve excluding Revaluation Reserves  | 4,506.92      | 4,326.65       | 3,970.04      | 4,506.92      | 3,970.04      | 4,202.85      | 4,506.92      | 4,326.65       | 4,506.92      | 4,366.71      |
| 20 | Earnings per equity share (for continuing operation)                              |               |                |               |               |               |               |               |                |               |               |
|    | (a) Basic   | 1.59          | (0.54)         | 2.09          | 2.68          | 4.88          | 6.93          | 1.59          | (0.54)         | 1.82          | 7.04          |
|    | (b) Diluted   | 1.59          | (0.54)         | 2.09          | 2.68          | 4.88          | 6.93          | 1.59          | (0.54)         | 1.82          | 7.04          |
| 21 | Earnings per equity share (for discontinuing operation)                           |               |                |               |               |               |               |               |                |               |               |
|    | (a) Basic   | -             | -              | -             | -             | -             | -             | -             | -              | -             | -             |
|    | (b) Diluted   | -             | -              | -             | -             | -             | -             | -             | -              | -             | -             |
| 22 | Earnings per equity share   |               |                |               |               |               |               |               |                |               |               |
|    | (a) Basic   | 1.59          | (0.54)         | 2.09          | 2.68          | 4.88          | 6.93          | 1.59          | (0.54)         | 1.82          | 7.04          |
|    | (b) Diluted   | 1.59          | (0.54)         | 2.09          | 2.68          | 4.88          | 6.93          | 1.59          | (0.54)         | 1.82          | 7.04          |



**Standalone & Consolidated Segment wise Revenue, Results, Assets and Liabilities for the Quarter & Nine Month Ended On 31<sup>st</sup> December, 2019**  
(Rs In Lakh)

| Particulars  | STANDALONE    |           |           |                  |           |            | CONSOLIDATED  |           |                  |            |
|--|---------------|-----------|-----------|------------------|-----------|------------|---------------|-----------|------------------|------------|
|  | Quarter Ended |           |           | Nine Month Ended |           | Year Ended | Quarter Ended |           | Nine Month Ended | Year Ended |
|  | 31.12.19      | 30.09.19  | 31.12.18  | 31.12.19         | 31.12.18  | 31.03.19   | 31.12.19      | 30.09.19  | 31.12.19         | 31.03.19   |
|  | Unaudited     | Unaudited | Unaudited | Unaudited        | Unaudited | Audited    | Unaudited     | Unaudited | Unaudited        | Audited    |
| <b>1 Segment Revenue</b>   |               |           |           |                  |           |            |               |           |                  |            |
| a) Electronic Thickness Gauge (BTG)                                    | 934.07        | 868.20    | 1,264.97  | 2,721.50         | 3,527.70  | 4,679.34   | 934.07        | 868.20    | 3,042.37         | 7,166.35   |
| b) Synthetic Leather & Allied Products                                 | 2,328.05      | 2,249.03  | 2,662.67  | 7,137.86         | 8,401.17  | 10,773.89  | 2,328.05      | 2,249.03  | 7,137.86         | 10,773.89  |
| c) Unallocated   | --            | --        | --        | --               | --        | --         | --            | --        | --               | --         |
| Total  | 3,262.12      | 3,117.23  | 3,927.64  | 9,859.36         | 11,928.87 | 15,453.23  | 3,262.12      | 3,117.23  | 10,180.23        | 17,940.24  |
| Less: Inter-segment Revenue.   | --            | --        | --        | --               | --        | --         | --            | --        | --               | --         |
| Revenue From Operations  | 3,262.12      | 3,117.23  | 3,927.64  | 9,859.36         | 11,928.87 | 15,453.23  | 3,262.12      | 3,117.23  | 10,180.23        | 17,940.24  |
| <b>2 Segment Result (Profit (+) / Loss (-) before Tax and Interest</b> |               |           |           |                  |           |            |               |           |                  |            |
| a) Electronic Thickness Gauge (BTG)                                    | 158.33        | (113.03)  | 261.75    | 232.98           | 606.04    | 799.70     | 158.33        | (113.03)  | 138.87           | 827.36     |
| b) Synthetic Leather & Allied Products                                 | 139.59        | 99.56     | 126.99    | 361.55           | 341.08    | 442.28     | 139.59        | 99.56     | 361.55           | 442.28     |
| c) Unallocated   | -             | -         | -         | -                | -         | -          | -             | -         | -                | -          |
| Total  | 297.92        | (13.47)   | 388.74    | 594.53           | 947.12    | 1,241.98   | 297.92        | (13.47)   | 500.42           | 1,269.64   |
| Less : (i) Interest  | 62.98         | 60.78     | 60.77     | 187.46           | 181.09    | 244.33     | 62.98         | 60.78     | 191.54           | 259.13     |
| (ii) Other un-allocable expenditure Net of un-allocable income         | -             | -         | -         | -                | -         | -          | -             | -         | -                | -          |
| Total Profit Before Tax  | 234.94        | (74.25)   | 327.97    | 407.07           | 766.03    | 997.65     | 234.94        | (74.25)   | 308.88           | 1,010.51   |
| <b>3 Segment Assets</b>  |               |           |           |                  |           |            |               |           |                  |            |
| a) Electronic Thickness Gauge (BTG)                                    | 4,082.28      | 3,901.56  | 3,151.48  | 4,082.28         | 3,151.48  | 3,886.09   | 4,285.61      | 4,009.95  | 4,285.61         | 5,127.44   |
| b) Synthetic Leather & Allied Products                                 | 6,508.10      | 6,375.16  | 8,193.96  | 6,508.10         | 8,193.96  | 6,722.11   | 6,508.10      | 6,476.83  | 6,508.10         | 6,848.15   |
| Total Segment Assets   | 10,590.38     | 10,276.72 | 11,345.44 | 10,590.38        | 11,345.44 | 10,608.20  | 10,793.71     | 10,486.78 | 10,793.71        | 11,975.59  |
| <b>4 Segment Liabilities</b>   |               |           |           |                  |           |            |               |           |                  |            |
| a) Electronic Thickness Gauge (BTG)                                    | 929.15        | 918.54    | 816.02    | 929.15           | 816.02    | 1,009.40   | 1,132.48      | 925.27    | 1,132.48         | 2,376.84   |
| b) Synthetic Leather & Allied Products                                 | 9,345.26      | 9,004.20  | 10,136.35 | 9,345.26         | 10,136.35 | 8,887.69   | 9,345.26      | 9,004.20  | 9,345.26         | 8,887.64   |
| c) Unallocated   | 315.97        | 353.98    | 393.07    | 315.97           | 393.07    | 711.11     | 315.97        | 557.31    | 315.97           | 711.11     |
| Total Segment Liabilities  | 10,590.38     | 10,276.72 | 11,345.44 | 10,590.38        | 11,345.44 | 10,608.20  | 10,793.71     | 10,486.78 | 10,793.71        | 11,975.59  |

**Notes :**

- The above results have been reviewed by the Audit Committee and approved by the Board of Directors at their respective meeting held on 18<sup>th</sup> January, 2020. The Statutory Auditors of the Company have carried out a limited review of these financial results.
- The financial results of the Company have been prepared in accordance with Indian Accounting Standards (Ind AS). Figures for the previous periods have been regrouped, wherever necessary, to conform to the current period's classification.
- The provisions related to consolidation of financial figures on quarterly basis have become mandatory only from the quarter ended on 30.06.2019. Therefore, comparative figures of corresponding quarter / nine months of the previous year will be available only in next year.

For JASCH INDUSTRIES LIMITED

*hway*  
MANAGING Director



To  
The Board of Directors  
Jasch Industries Ltd,  
Bahalgarh Road,  
Sonipat-131001.

Dear Sirs,

**Re : Limited Review Report of the Unaudited Financial Results for the quarter ended 31<sup>st</sup> December, 2019 and year to date from April 01, 2019 to December 31, 2019.**

We have reviewed the accompanying Statement of Unaudited Financial Results of Jasch Industries Ltd ("the Company") for the Quarter ended on 31<sup>st</sup> December, 2019 and year to date from April, 01, 2019 to December, 2019 ("the Statement") attached herewith, being submitted by the Company pursuant to the requirement of Regulation 33 of SEBI (Listing Obligations and Disclosure Requirements), Regulations, 2015 ("the Regulation") as amended, read with SEBI Circular No. CIR/CFD/CMDI/80/2019 dated 19<sup>th</sup> July, 2019 ("the Circular"). This statement is the responsibility of the Company's Management and has been approved by the Board of Directors. Our responsibility is to issue a report on these financial statements based on our review.


The Statement which is the responsibility of the Company's Management and approved by the Board of Directors has been prepared in accordance with the recognition and measurement principles laid down in the Indian Accounting Standard 34 "Interim Financial Reporting" ("Ind AS 34"), prescribed under Section 133 of the Companies Act, 2013 read with relevant rules issued there under and other accounting principles generally accepted in India. Our responsibility is to issue a report on the Statement based on our review.

We conducted our review of the Statement in accordance with the Standard on Review Engagements (SRE) 2410 "*Review of Interim Financial Information Performed by the Independent Auditor of the Entity*", issued by the Institute of Chartered Accountants of India. This Standard requires that we plan and perform the review to obtain moderate assurance as to whether the financial statements are free of material misstatement. A review is limited primarily to inquiries of company personnel and analytical procedures applied to financial data and thus provides less assurance than an audit. We have not performed an audit and, accordingly, we do not express an audit opinion.

Based on our review conducted as above, nothing has come to our attention that causes us to believe that the accompanying statement of Unaudited Financial Results prepared in accordance with applicable Indian Accounting Standards specified under section 133 of

the Companies Act, 2013 as amended, read with relevant rules issued thereunder and other recognized accounting practices and policies has not disclosed the information required to be disclosed in terms of Regulation 33 of the SEBI (Listing Obligations and Disclosure Requirements) Regulations, 2015 including the manner in which it is to be disclosed, or that it contains any material misstatement.

For Mukesh A Mittal & Co  
Chartered Accountants  
(Registration No. 016910N)

  
CA Shikha Gupta  
(Partner)  
Membership No.: 520509  
New Delhi

Date: 18<sup>th</sup> January, 2020

UDIN: **20520509AAAAAM1811**



Independent Auditor's Review Report on Consolidated Unaudited Quarterly Financial Results and Year to Date Results of the Company Pursuant to the Regulation 33 of the SEBI (Listing Obligations and Disclosure Requirements) Regulations, 2015 (as amended)

**TO THE BOARD OF DIRECTORS OF  
JASCH INDUSTRIES LIMITED**

1. We have reviewed the accompanying Statement of Consolidated Unaudited Financial Results of JASCH INDUSTRIES LIMITED ("the Parent") and its subsidiaries (the Parent and its subsidiaries together referred to as "the Group"), for the quarter ended December 31, 2019 and the consolidated year to date results for the period 1 April, 2019 to 31 December, 2019, being submitted by the Parent Company pursuant to the requirements of Regulation 33 of the SEBI (Listing Obligations and Disclosure Requirements) Regulations, 2015 (as amended), including relevant circulars issued by the SEBI from time to time. Attention is drawn to the fact that w.e.f. 1<sup>st</sup> July 2019, Jasch North America Company ("JNAC"-a wholly owned foreign subsidiary of the company) has sold its entire investment in Indev Gauging Systems Inc (JNAC's own wholly owned subsidiary) and has thus become inoperative. Further, since the provisions of giving consolidated financial figures of corresponding period of the previous year became effective only from 01<sup>st</sup> April 2019, the comparative figures for the nine-month period ended on 31<sup>st</sup> December 2018 have not been given in these financial statements.
2. This Statement, which is the responsibility of the Parent's Management and approved by the Parent's Board of Directors, has been prepared in accordance with the recognition and measurement principles laid down in Indian Accounting Standard 34 "Interim Financial Reporting" ("Ind AS 34"), prescribed under Section 133 of the Companies Act, 2013 ("the Act"), SEBI Circular CIR/CFD/FAC/62/2016 dated 5 July 2016 (hereinafter referred to as "the SEBI Circular"), and other accounting principles generally accepted in India. Our responsibility is to express a conclusion on the Statement based on our review.
3. We conducted our review of the Statement in accordance with the Standard on Review Engagements (SRE) 2410 "Review of Interim Financial Information Performed by the Independent Auditor of the Entity", issued by the Institute of Chartered Accountants of India. A review of interim financial information consists of making inquiries, primarily of persons responsible for financial and accounting matters, and applying analytical and other review procedures. A review is substantially less in scope than an audit conducted in accordance with Standards on Auditing specified under section 143(10) of the Act, and consequently does not enable us to obtain assurance that we would become aware of all significant matters that might be identified in an audit. Accordingly, we do not express an audit opinion.

We also performed procedures in accordance with the SEBI Circular CIR/CFD/CMD1/44/2019 dated 29 March 2019 issued by the SEBI under Regulation 33 (8) of the SEBI (Listing Obligations and Disclosure Requirements) Regulations, 2015, as amended, to the extent applicable.

4. Based on our review conducted and procedures performed as stated in paragraph 3 above and upon consideration of the review reports referred to in paragraph 5 below, nothing has come to our attention that causes us to believe that the accompanying Statement, prepared in accordance with the recognition and measurement principles laid down in Indian Accounting Standard 34, prescribed under section 133 of the Act, the SEBI Circular and other accounting principles generally accepted in India, has not disclosed the information required to be disclosed in terms of Regulation 33 of the SEBI (Listing Obligations and Disclosure Requirements) Regulations, 2015, as amended, including the manner in which it is to be disclosed, or that it contains any material misstatement.
5. We did not review the interim financial results of Jasch North America Co., (a wholly owned foreign subsidiary of the Company) included in the Statement, whose financial information reflects total revenue of Rs. 320.87 lakh and total net (loss) after tax of Rs. 98.19 lakh and total comprehensive loss of Rs. 98.19 lakh for the quarter ended on 30th June 2019, which is also reflected in nine months' period from 01 April 2019 to 31 December, 2019.

Further, this subsidiary namely Jasch North America Company are located outside India, whose interim financial results have not been reviewed / audited by other auditors, as per information provide to us, reviewed / audit of the foreign subsidiary is not a legal requirement in the country in which this subsidiary has been incorporated and accordingly, neither we nor anyone else has reviewed / audited the financial statements of the foreign subsidiary. According to the information and explanations given to us by the Management, these interim financial statements are not material to the Group.

Our conclusion is not modified in respect of this matter.

For **Mukesh A Mittal & Co.**  
Chartered Accountants  
(ICAI Firm Registration No. 016910N)

  
  
**CA. Shikha Gupta**  
(Partner)  
Membership No. 520509  
Place: New Delhi  
Date: 18<sup>th</sup> January, 2020  
UDIN: 20520509AAAAAN9992